



Identifying and managing network assets remains a major pain point for any enterprise. Existing solutions, including manual spreadsheets and costly software deployments, create unnecessary complexity and delays in gaining crucial network visibility.

Introducing **WanAware**. With **WanAware**, one person can deploy the **Asset Inventory Management (AIM) module** in a matter of minutes. No longer are expensive and unwieldy ITAM and CMDB solutions necessary to keep track of network assets.

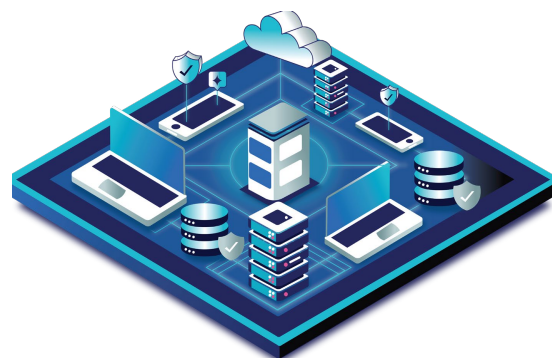
“*A traditional IT asset management deployment is costly and has a delayed return on investment while seldom providing the value that you want in the timeframe you need.*”

Jeff Collins, CEO, WanAware

Discover the power of **WanAware**, starting with our groundbreaking **Asset Inventory Management (AIM) module**. With a simple 3-step deployment, a single person can install AIM in just minutes, providing real-time, actionable insights into your IT environment—whether assets are on-premise or in the cloud. No complex setup or costly professional services are needed, unlike traditional ITAM and CMDB tools.

**WanAware** elevates IT management beyond outdated spreadsheets, offering dynamic asset insights that empower proactive event and alert management. Understand your entire IT landscape in a new light, identify minor issues before they escalate, and utilize rich contextual data for faster, more effective troubleshooting.

**Sign up free today** to deploy **WanAware** and experience a seamless, powerful solution designed to transform your asset inventory management.



# WANAWARE ASSET INVENTORY MANAGEMENT (AIM) MODULE



WanAware simplifies and speeds up IT asset management:



## Deployment in Minutes

Traditional inventory management solutions often require extensive setup and tuning, consuming valuable time and resources. With WanAware, deployment is streamlined: a single technician can have it fully operational in minutes, making it a fast, efficient choice for modern IT environments.



## Quick Start Process

WanAware offers a straightforward quick-start process, enabling your technical team to gain immediate visibility into your IT environment—whether assets are on-premises or in the cloud. With minimal setup, WanAware empowers your team to start monitoring and managing assets effortlessly.

## How is WanAware different?

Compared to traditional solutions, WanAware offers the most cost-effective, user-friendly approach to IT asset management. Check out the table below to see how WanAware compares:

FEATURES	TRADITIONAL SOLUTIONS	WanAware
Expertise Required	Specialized cybersecurity professionals	IT generalists
Implementation Cost	\$\$\$ (The software is expensive, plus the cost of the IT staff to set up the platform.)	Free (The cost of a single IT generalist for about an hour)
Ease of Use	Complex	Intuitive and user-friendly
Actionable Insights	Data overload before tuning	Prioritized, clear insights
Deployment	Difficult	Simple, fast (5-15 minutes)
Mean Time to Value	Weeks to Months or longer	Minutes to Hours

## What Information Does WanAware's AIM Module Require?

To deploy WanAware's AIM module, your technical team will need to provide:



### Basic Network Information

WanAware captures essential network details, including IP ranges, IT group names, and fundamental asset data such as location, user IP addresses, MAC addresses, asset tags, and search tags. This comprehensive information enables faster, more efficient asset discovery and retrieval within the system, streamlining IT asset management and enhancing productivity.



### Compliance Made Easy

WanAware simplifies compliance by allowing you to prioritize specific areas or devices within the AIM module, ensuring precise oversight of critical assets. With its flexibility, your technical teams can efficiently track assets, manage service contracts, and maintain service and device status records, helping your organization stay aligned with compliance standards effortlessly.



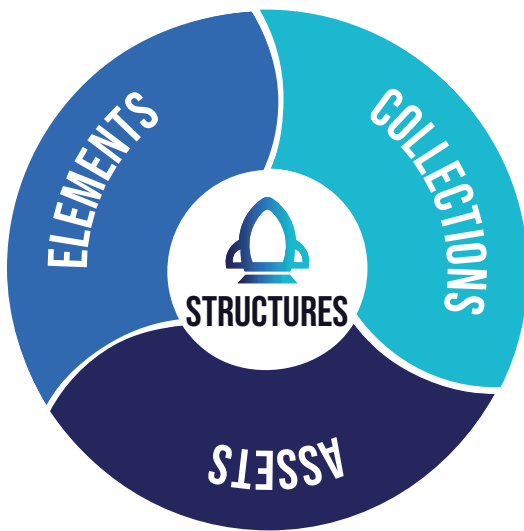
### Short Mean Time to Value

WanAware delivers essential asset tracking from the moment it's deployed, thanks to a quick and intuitive setup process that offers immediate value. This short mean time to value enables your team to swiftly enhance asset inventory management and boost IT efficiency, maximizing your ROI from day one.

Sign up for free today to deploy WanAware and experience a seamless, powerful solution designed to transform your IT observability.

# WANAWARE ASSET INVENTORY MANAGEMENT (AIM) MODULE

WanAware's Asset Inventory Management (AIM) module is simple to deploy within any networking environment.



**1 Elements:** are containers that organize Collections, enhancing searchability and platform structure. A Structure may contain multiple Elements to accurately represent a network environment.

**2 Collections:** are hierarchical containers within the system designed to organize, tag, and categorize assets effectively, enabling streamlined search and supporting compliance efforts.

**3 Assets:** are the physical, virtual, and logical devices. These devices may include IP blocks, servers, routers, switches, firewalls, loadbalancers in the datacenter, cloud and hybrid environments.

## WanAware Asset Inventory Management (AIM) module

**Trial Process and Timeline**  
Estimated time to completion - 5 to 15 minutes.

**Step 1:**  
[Click here to sign up.](#)

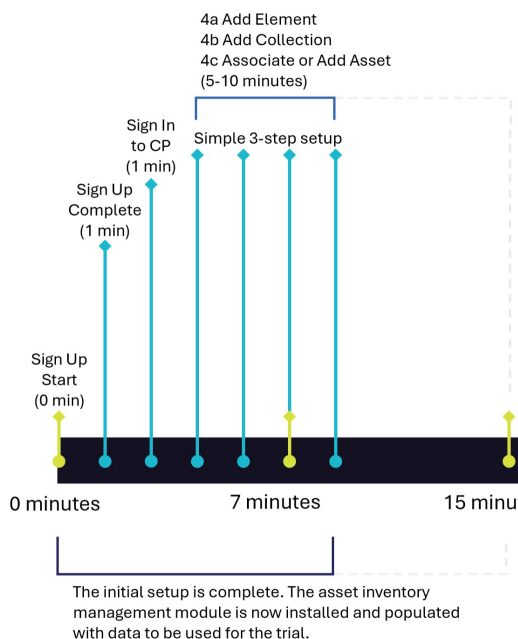
**Step 2:**  
Complete the simple form and submit it. You'll receive an email with an activation link—click it to activate your account.

*Note: This email will also provide a link to your portal interface.*

**Step 3:**  
Log in to your portal.  
• Set up 2-Factor Authentication with Google Authenticator when prompted.

Then, follow these steps to organize your setup:

- Open the Functions dropdown from the left menu bar.
- Select Structures and add any additional structures as needed.
- Go to Assets and add your assets.
- Navigate to Elements and add Elements
- For each Element, add Collections based on how assets are associated in the network.
- Click Associate Assets and select Assets to link to each collection.



WanAware

## TOP 5 REASONS

to choose WanAware to get your network asset management up to speed.

### 1. Effortless Usability

WanAware offers straightforward deployment and intuitive operation, making it easy to integrate into your workflow.

### 2. Minimal Setup Time

With a low barrier to entry, your team can start using the platform without weeks of setup or extensive training.

### 3. Instant Value Realization

Experience immediate impact—WanAware AIM demonstrates its value within a very short time, accelerating time to value (MTTV).

### 4. Flexible Asset Management

Enjoy dynamic asset tracking and organization, allowing for adaptive and efficient asset management.

### 5. Enhanced Contextual Insights

Paired with WanAware observability services (an upcoming release), AIM will provide in-depth context for every alert, ensuring thorough understanding and response readiness.

Sign up for free today to deploy WanAware and experience a seamless, powerful solution designed to transform your IT observability.

WanAware  
www.wanaware.com

cloud  
CSA security  
alliance®



# Discover, Monitor and Track all of Your Connected Assets

WanAware Observability Platform offers a comprehensive view of your digital environment, enabling your team to instantly prioritize and remediate the issues that matter.

The logo for WanAware, featuring the word "WanAware" in a bold, yellow, sans-serif font. The letter "A" is stylized with a white outline and a small white dot in the center, resembling a globe or a network node.

**WanAware**

we're social:    

## **WANAWARE**

1434 Spruce St, Suite 100  
Boulder, CO 80302  
United States

**Phone:** (866) 443-9945  
**Web:** [wanaware.com](http://wanaware.com)  
**Email:** [sales@wanaware.com](mailto:sales@wanaware.com)